



—  
**In figures 2018**

WE SUPPORT



# Key figures

## 2018 figures

Operating income

**987**  
€ Millions

EBITDA

**53**  
€ Millions

Group treasury

**98**  
€ Millions

Energy supply points (retail)

**306**  
SP thousands

Energy supplied (retail)

**10,1**  
TWh

Installed capacity (generation)

**185**  
MW

Production (generation)

**386**  
GWh



# Key consolidated financial figures

## Balance Sheet

Assets	2017	2018
Non-current assets	389,215	528,479
Current assets	255,722	304,420
Total assets	644,937	832,899

Liabilities	2017	2018
Net equity	85,063	154,184
Non-current liabilities	306,637	322,761
Current liabilities	253,237	355,954
Total liabilities	644,937	832,899

Figures in thousands of Euros.

## Income Statement

Profit and loss account	2017	2018
Operating income	675,594	986,947
Gross Margin	81,409	103,701
EBITDA	37,076	53,395
EBIT	18,549	28,316
Result before tax	5,786	11,761
Consolidated financial year result	6,280	9,989
Net Result attributed to the parent company	8,250	8,997

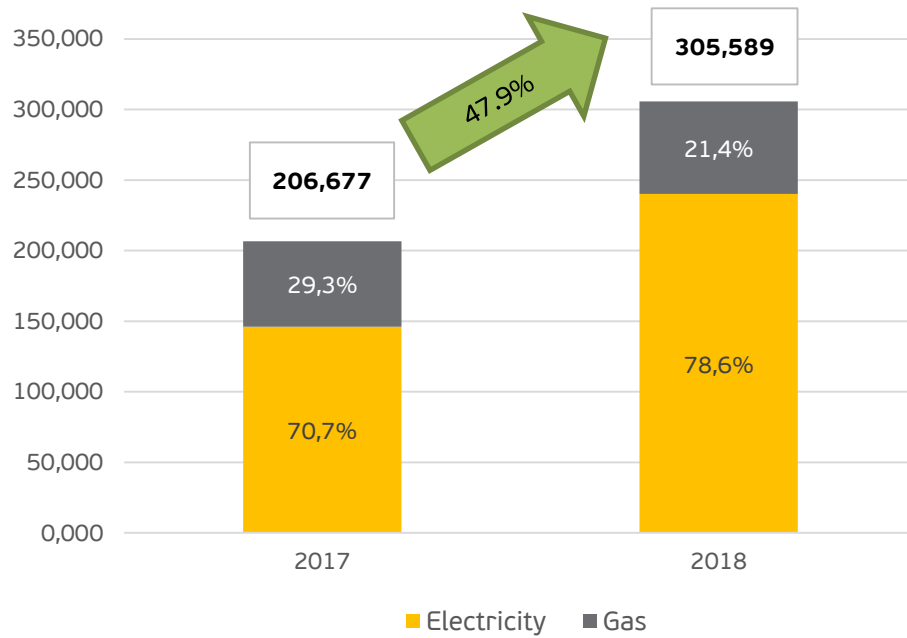
Figures in thousands of Euros.



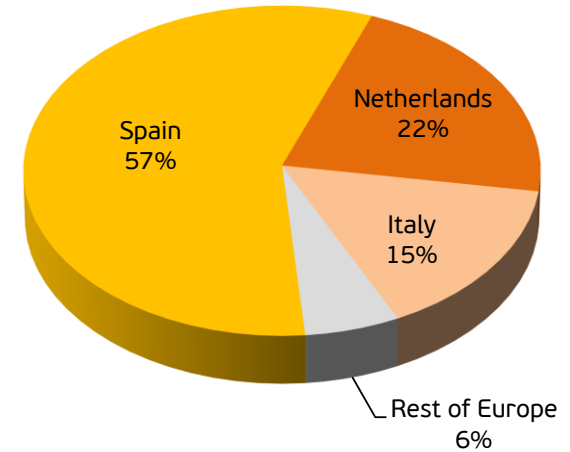
# Key consolidated operating figures

## Retail division:

### Energy supply points



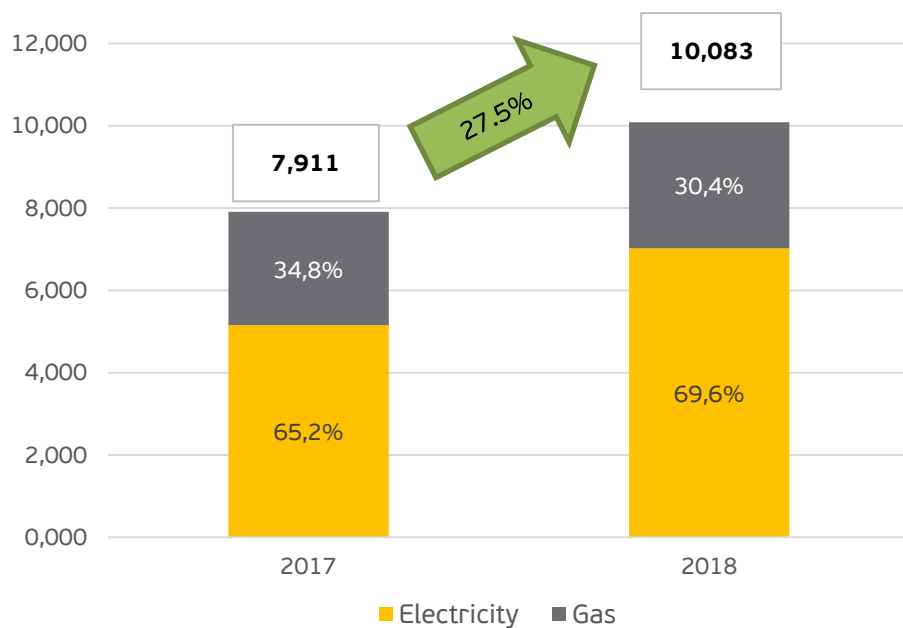
### Energy supply points 2018



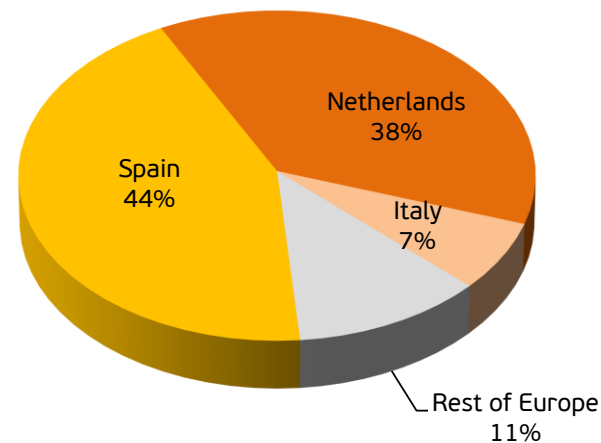
# Key consolidated operating figures

## Retail division:

### Energy supplied (GWh)



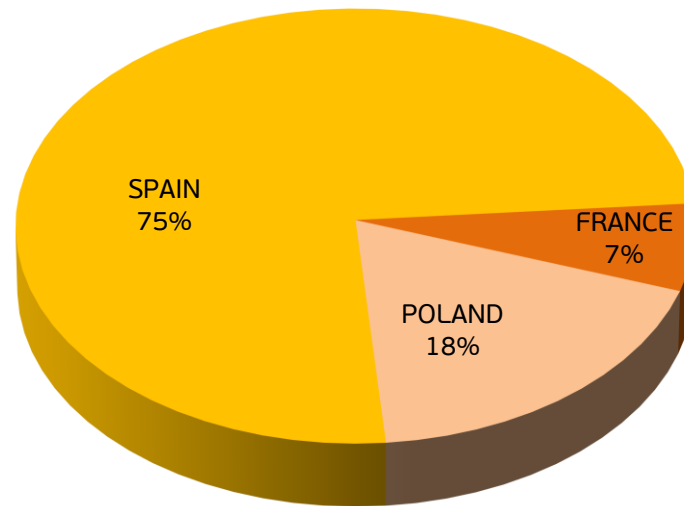
### Energy supplied 2018



# Key consolidated operating figures

## Generation division:

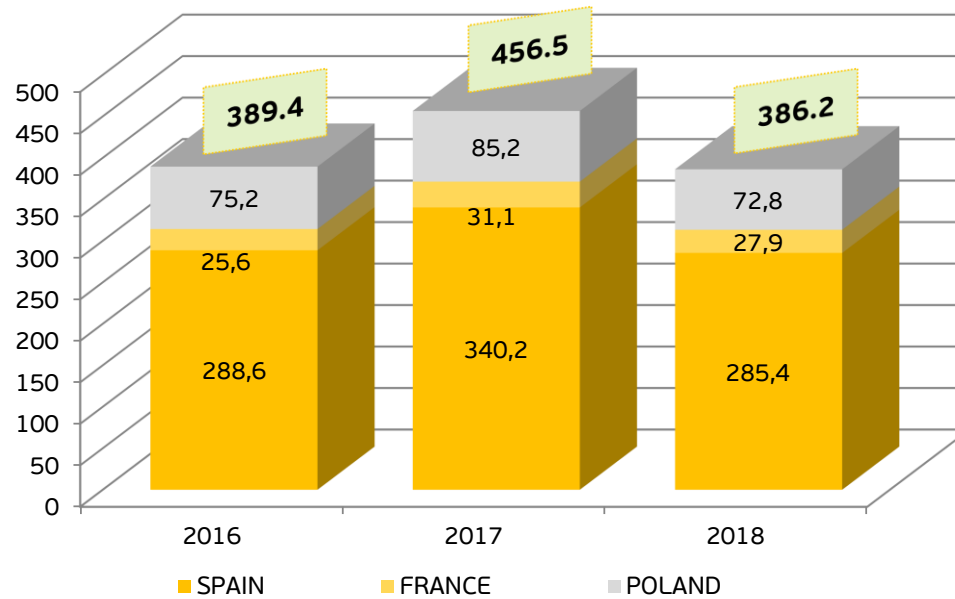
**Installed capacity - 185 MW**



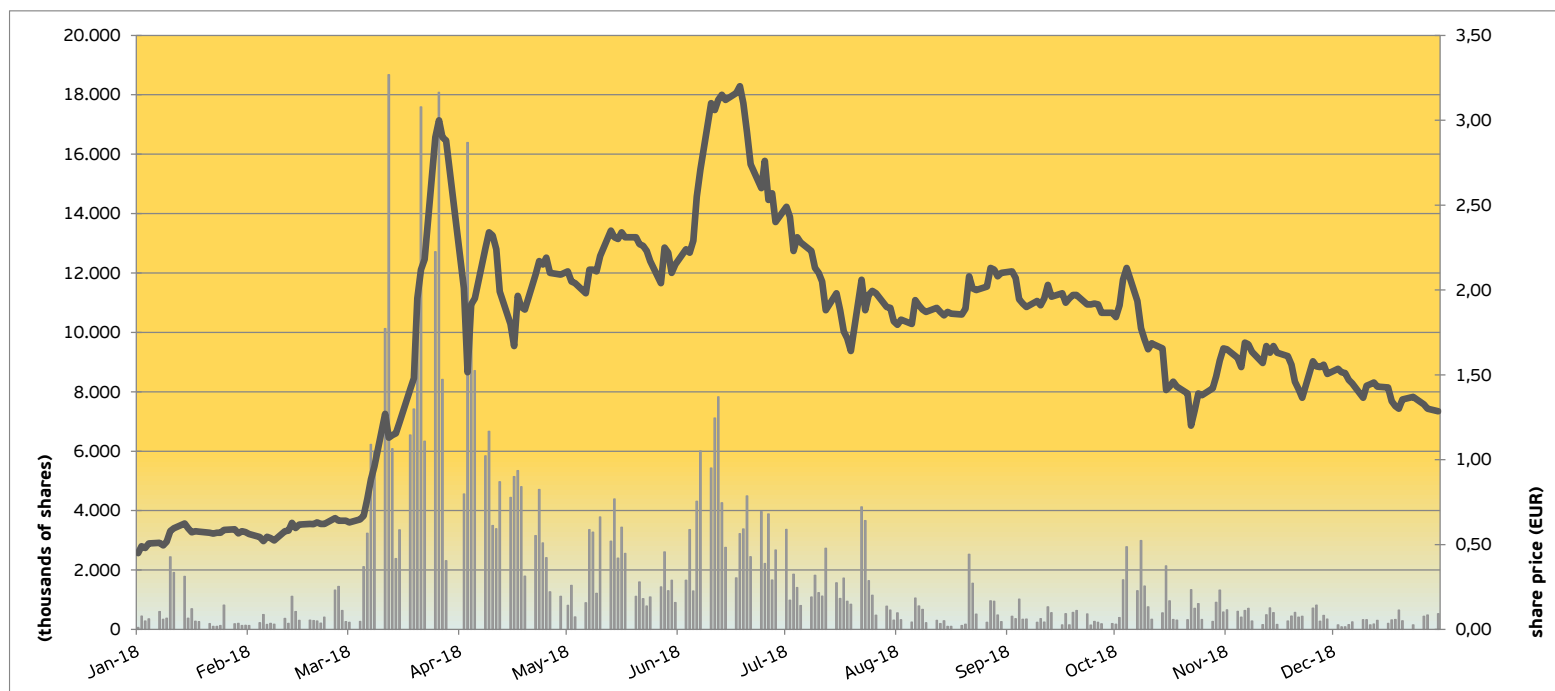
# Key consolidated operating figures

## Generation division:

### Production (GWh)



## Stock exchange data



### Audax Renovables - ADX.MC

	2018	Units
Number of shares admitted to trading	140,003,778	Num.
Share price at the beginning of the period	0.450	€ / share
Share price at the end of the period	1.285	€ / share
Maximum trading price	3.200	€ / share
Minimum trading price	0.450	€ / share
Trading price fluctuation during the period	185.56	%
Capitalisation at the end of the period	179,904,855	€
Number of traded shares	484,436,526	Num.
Effective volume	966,111,810	€
Daily volume of traded shares (average)	1,899,751	Num.
Effective daily volume (average)	3,788,674	€



## About Audax Renovables

- Incorporated in the year 2000, Audax Renovables, S.A. is mainly involved in retailing and generating energy from 100% renewable sources.
- In 2003 the shares of Audax Renovables were admitted to trading on the secondary market of the Barcelona Stock Exchange, and in 2007 they were included in the SIBE (integrated stock exchange system) of the Madrid Stock Exchange. Now the shares are traded on the Spanish continuous market with the ticker symbol of ADX.MC.
- In August 2016 Audax Energía, S.A., after its takeover bid had been accepted by the shareholders representing 70.86% of the share capital of Audax Renovables, S.A., became the majority shareholder of the latter.
- On 29 June 2018 the Boards of Directors of Audax Renovables, S.A. and Audax Energía, S.A. drew up a joint project of merger by absorption between Audax Renovables, S.A., as the Acquiring Company, and Audax Energía, S.A., as the Acquired Company. The union between the companies was approved unanimously by the shareholders attending the Extraordinary General Meeting held on 23 November 2018.
- Today, Audax Renovables with its activity of retailing electricity and gas is present in Spain, Portugal, Italy, Germany, Poland and the Netherlands.
- The energy generation division of Audax Renovables handles a portfolio of operating plants of 185 MW in Spain, France and Poland, 1 MW of which corresponds to solar energy and the rest to wind farms. The company owns also a project under construction in Panama.
- For more information, please visit [www.audaxrenovables.com](http://www.audaxrenovables.com)





[www.audaxrenovables.com](http://www.audaxrenovables.com)

