



—  
**In figures 2017**



Network Spain  
**WE SUPPORT**

## Key figures

### 2017 Figures

<u>In operation</u>	<b>185</b> MW
<u>Production</u>	<b>456</b> GWh
<u>Operating income</u>	<b>37</b> € millions
<u>EBITDA</u>	<b>25</b> € millions
<u>Group treasury</u>	<b>24</b> € millions
<u>Cash provided to the Holding</u>	<b>3</b> € millions
<u>Corporate debt</u>	<b>4.6</b> € millions
<u>Operational Windfarms debt</u>	<b>134</b> € millions

\* At January 31, 2018 corporate debt is for EUR 3.4 millions.



# Key consolidated financial figures

## Balance Sheet

Assets	2014	2015	2016	2017
Non-current assets	341,340	272,674	225,638	212,780
Current assets	33,327	27,563	25,311	31,326
Total assets	374,667	300,237	250,949	244,106

Liabilities	2014	2015	2016	2017
Net equity	135,811	102,715	71,159	80,860
Non-current liabilities	199,882	175,445	152,083	136,772
Current liabilities	38,974	22,077	27,707	26,474
Total liabilities	374,667	300,237	250,949	244,106

Figures in thousands of Euros.

## Income Statement

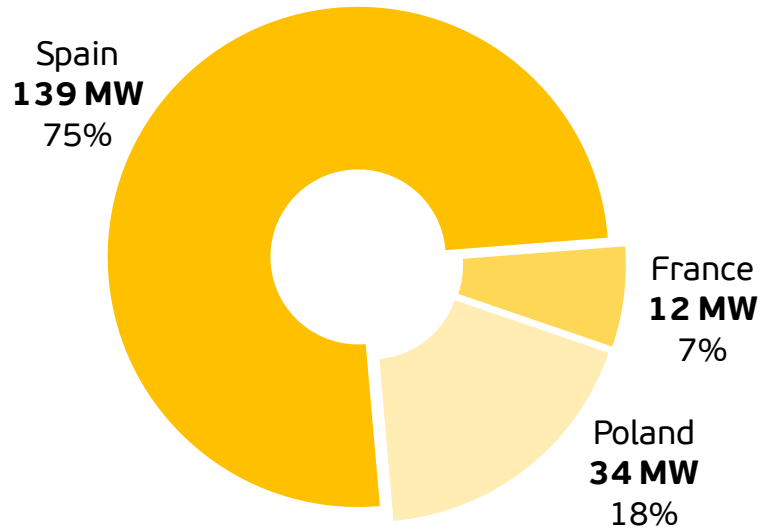
Profit and loss account	2014	2015	2016	2017
Operating income	34,250	28,825	31,085	37,159
EBITDA	22,160	17,719	16,382	25,106
EBIT	11,885	-6,189	-26,542	13,718
Result before tax	0,993	-14,060	-36,118	5,960
Consolidated financial year result	3,123	-51,904	-31,693	7,634
Result attributed to the parent company	0,307	-11,410	-31,608	7,350
Result from discontinued operations tax cleaned	1,698	-42,057	-	-
Net Result attributed to the parent company	2,005	-53,467	-31,608	7,350

Figures in thousands of Euros.

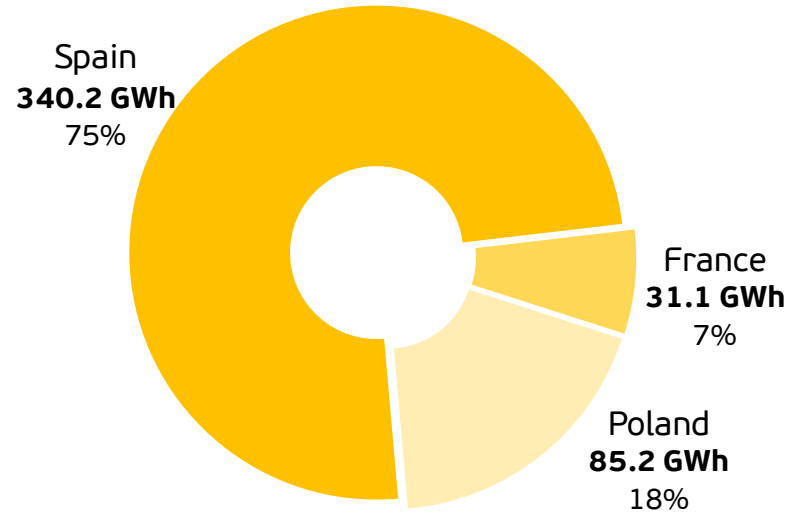


# Key consolidated operating figures

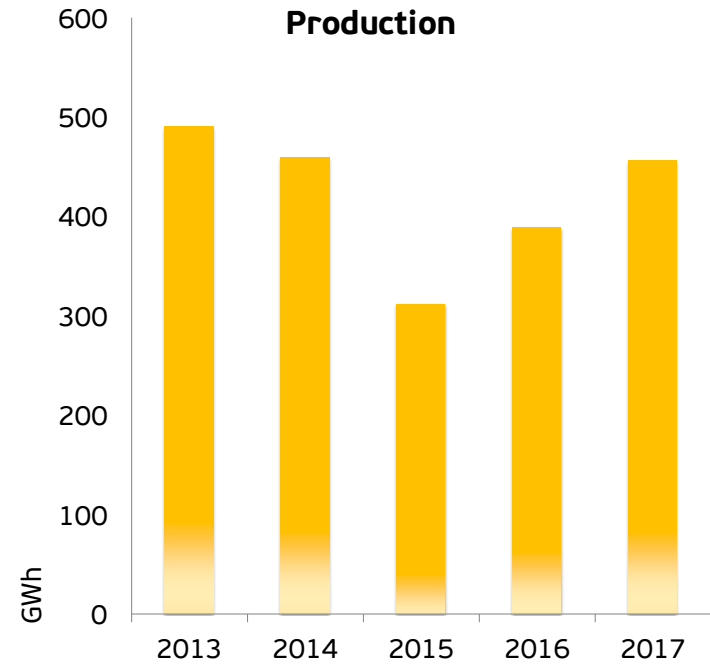
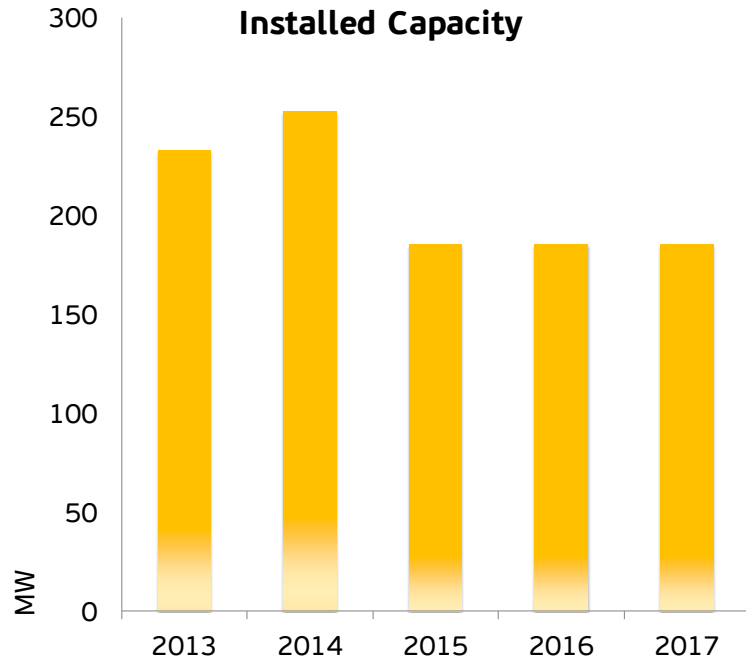
## 2017 Installed Capacity - 185MW



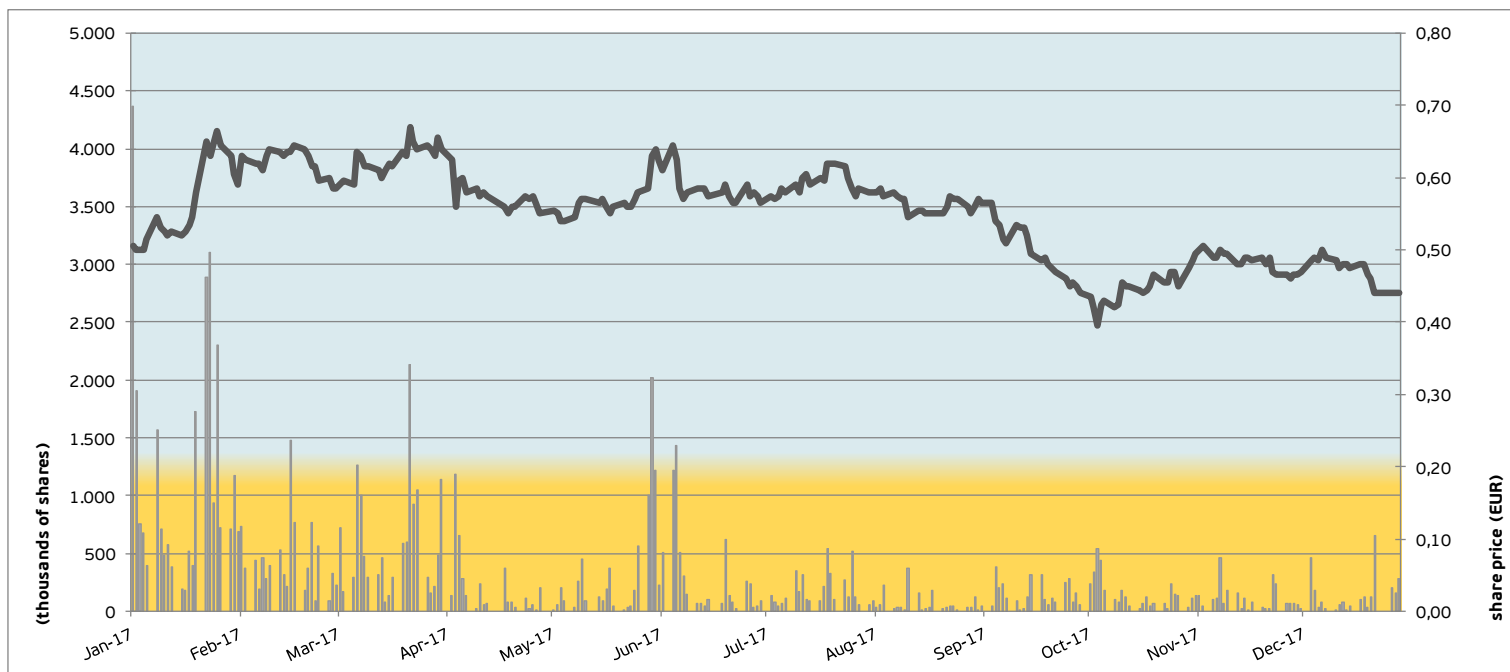
## 2017 Production - 456.5 GWh



# Key consolidated operating figures



## Stock exchange data



### Audax Renovables - ADX.MC

	2017	Units
Number of shares admitted to trading	140,003,778	Num.
Share price at the beginning of the period	0.505	€ / share
Share price at the end of the period	0.440	€ / share
Maximum trading price	0.670	€ / share
Minimum trading price	0.395	€ / share
Trading price fluctuation during the period	-12.87	%
Capitalisation at the end of the period	61,601,662	€
Number of traded shares	83,240,634	Num.
Effective volume	48,297,180	€
Daily volume of traded shares (average)	329,014	Num.
Effective daily volume (average)	190,898	€

## About Audax Renovables

- Audax Renovables, S.A. (formerly Fersa Energías Renovables, S.A) was incorporated in the year 2000 and is mainly involved in generating electricity from 100% renewable sources.
- In 2003 the shares of Audax Renovables were admitted to trading on the secondary market of the Barcelona Stock Exchange and in 2007 they were included in the SIBE (integrated stock exchange system) of the Madrid Stock Exchange. Now the shares are traded on the Spanish continuous market as (*ticker*) ADX.MC.
- On 19 May 2016 Audax Energía, S.A. made a bid to purchase 100% of shares of Audax Renovables. The offer was accepted by the shareholders representing 70.86% of the Audax Renovables' share capital and consequently Audax Energía, S.A. became the majority shareholder on 12 August 2016.
- Today Audax Renovables handles a portfolio of operating plants of 185 MW in Spain, France and Poland, of which 1 MW corresponds to solar energy and the rest to wind farms. Audax Renovables owns a portfolio of operating assets of high technological quality and an average age of 9 years.
- For more information, please visit [www.audaxrenovables.com](http://www.audaxrenovables.com)





[www.audaxrenovables.com](http://www.audaxrenovables.com)



Network Spain  
WE SUPPORT