



—
In figures 2016



Network Spain
WE SUPPORT

Key figures

2016 Figures

<u>In operation</u>	185 MW
<u>Production</u>	389 GWh
<u>Operating income</u>	31 € Millions
<u>EBITDA</u>	16 € Millions
<u>Group treasury</u>	19 € Millions
<u>Cash provided to the Holding</u>	2 € Millions
<u>Wind farm in operation investment book value</u>	207 € Millions
<u>Corporate debt</u>	4.6 € Millions
<u>Operational Windfarms debt</u>	147 € Millions



Key consolidated financial figures

Balance Sheet

Assets	2013	2014	2015	2016
Non-current assets	333,403	341,340	272,674	225,638
Current assets	30,925	33,327	27,563	25,311
Total assets	364,328	374,667	300,237	250,949

Liabilities	2013	2014	2015	2016
Net equity	132,599	135,811	102,715	71,159
Non-current liabilities	193,463	199,882	175,445	152,083
Current liabilities	38,266	38,974	22,077	27,707
Total liabilities	364,328	374,667	300,237	250,949

Figures in thousands of Euros.

Income Statement

Profit and loss account	2013	2014 *	2015	2016
Operating income	38,149	34,250	28,825	31,085
EBITDA	24,828	22,160	17,719	16,382
EBIT	13,216	11,885	-6,189	-26,542
Result before tax	2,358	0,993	-14,060	-36,118
Consolidated financial year result	1,277	3,123	-12,973	-31,693
Result attributed to the parent company	1,367	2,005	-11,410	-31,608
Result from discontinued operations tax cleaned	-	-	-42,057	-
Net Result attributed to the parent company	1,367	2,005	-53,467	-31,608

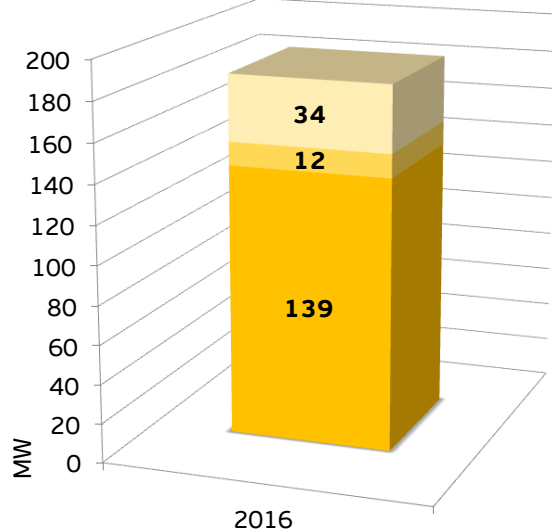
Figures in thousands of Euros.

* Consolidated Income Statement without reclassifying the net loss from discontinued operations. In the Annual Accounts 2015, information on the consolidated income statement of the previous year (2014) does not match with financial statements prepared for the year ended December 31, 2014 as a result of consideration of India projects as Discontinued Activities, for comparative purposes.



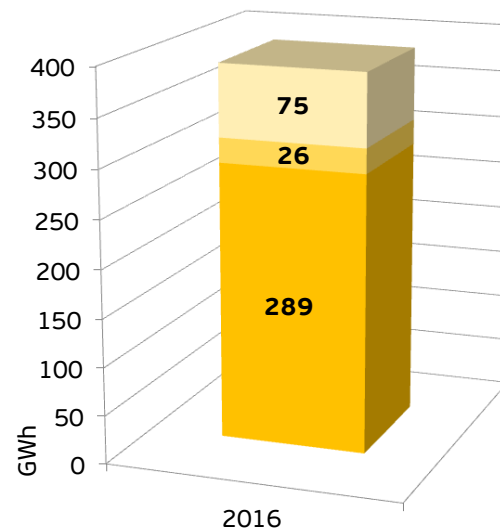
Key consolidated operating figures

2016 Installed capacity - 185MW



■ Spain ■ France ■ Poland

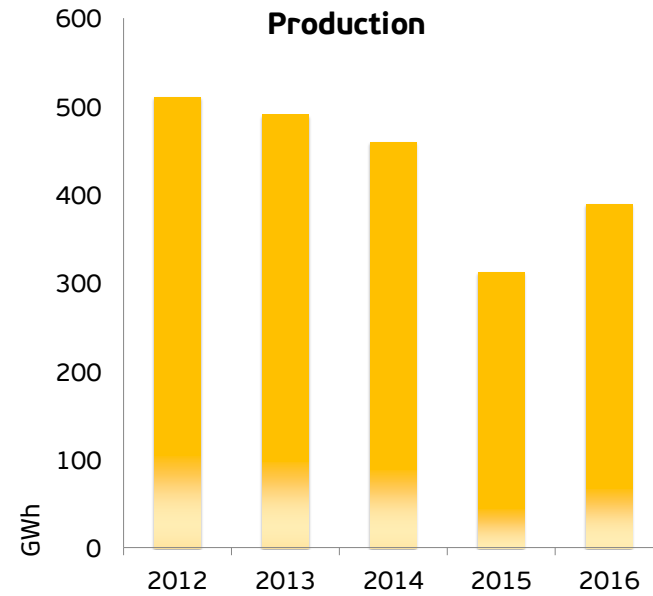
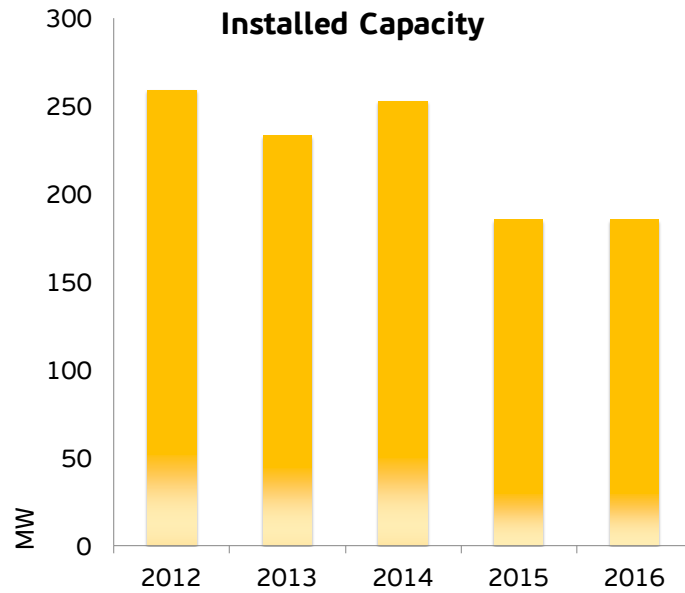
2016 Production - 389 GWh



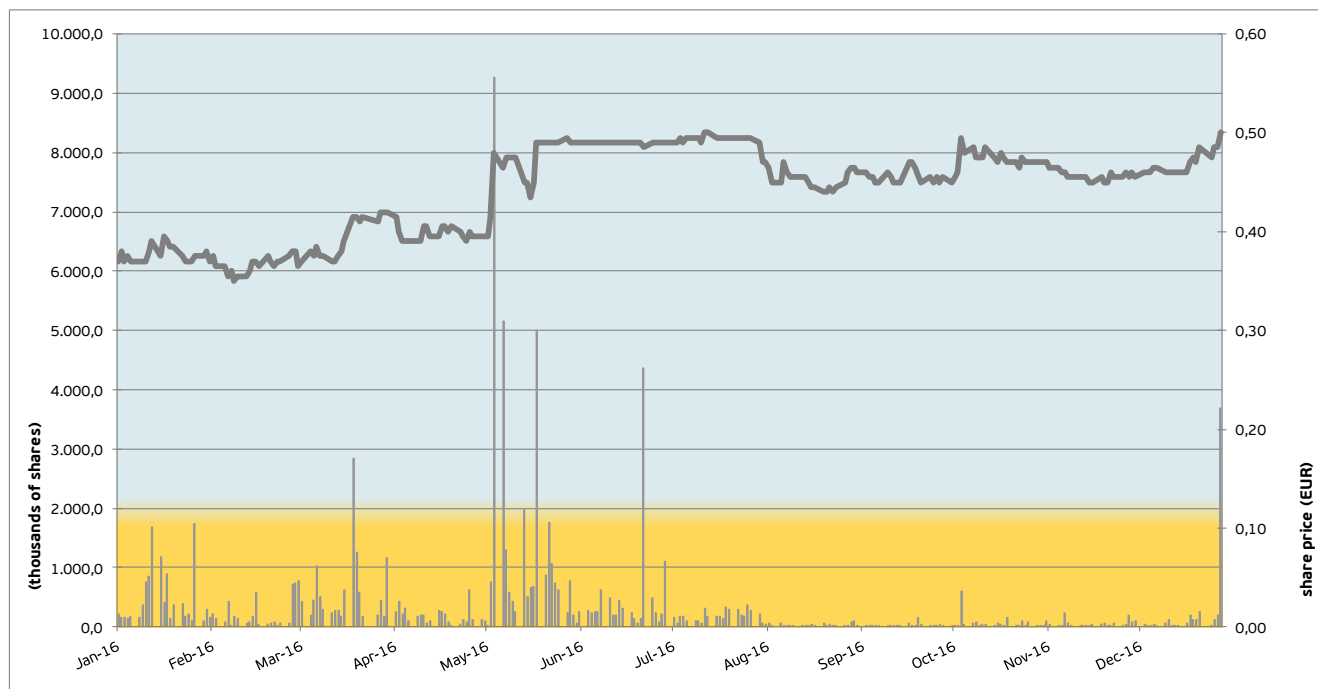
■ Spain ■ France ■ Poland



Key consolidated operating figures



Stock exchange data



Stock Exchange Data	2016	Units
Number of shares admitted for trading	140,003,778	Num.
Price at the beginning of the period (2nd January)	0.370	€ / share
Price at the end of the period (31st December)	0.500	€ / share
Maximum share price	0.500	€ / share
Minimum share price	0.350	€ / share
Share price variation in period	35.14%	%
Market capitalization	70,001,889	€
Number of shares traded (from 2nd Jan. to 31st Dec.)	87,908,289	Num.
Volume (from 2nd Jan. to 31st Dec.)	39,355,294	€
Daily share volume traded (average)	342,056	Num.
Daily capitalization volume (average)	153,133	€



www.audaxrenovables.com



Network Spain
WE SUPPORT