



—  
**In figures 2019**

WE SUPPORT



# Key figures

## 2019 figures

Operating income

**1,044**  
€M illions

EBITDA

**73**  
€M illions

Group treasury

**151**  
€M illions

Energy supply points (retail)

**338**  
SP thousands

Energy supplied (retail)

**9.9**  
TWh

Installed capacity (generation)

**91**  
MW

Production (generation)

**365**  
GWh



# Key consolidated financial figures

## Balance Sheet

Assets	2018	2019
Non-current assets	528,479	410,173
Current assets	304,420	364,080
Total assets	832,899	774,253

Liabilities	2018	2019
Net equity	139,566	155,714
Non-current liabilities	337,379	250,778
Current liabilities	355,954	367,761
Total liabilities	832,899	774,253

Figures in thousands of Euros.

## Income Statement

Profit and loss account	2018	2019
Operating income	986,947	1,043,789
Gross Margin	103,701	126,571
EBITDA	53,395	73,250
EBIT	28,316	47,022
Result before tax	11,176	33,031
Consolidated financial year result	9,404	31,338
Net Result attributed to the parent company	8,412	25,417

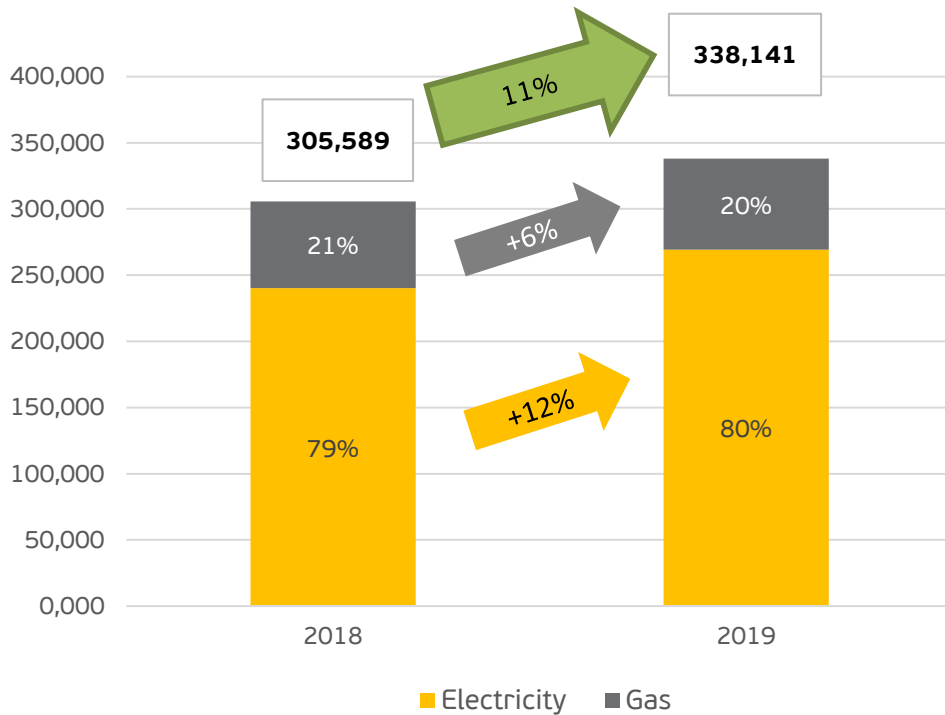
Figures in thousands of Euros.



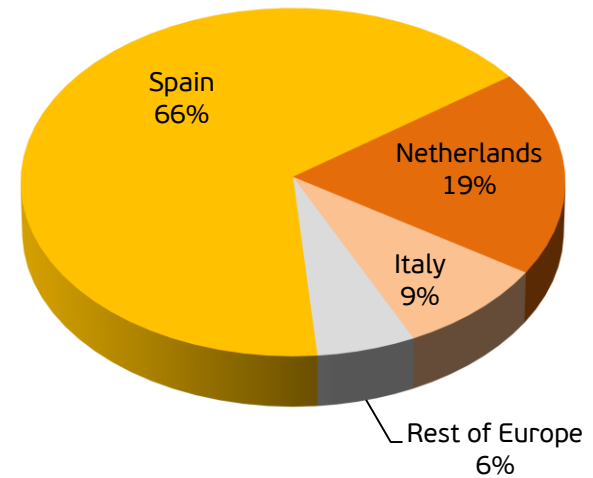
# Key consolidated operating figures

## Supply division:

### Energy supply points



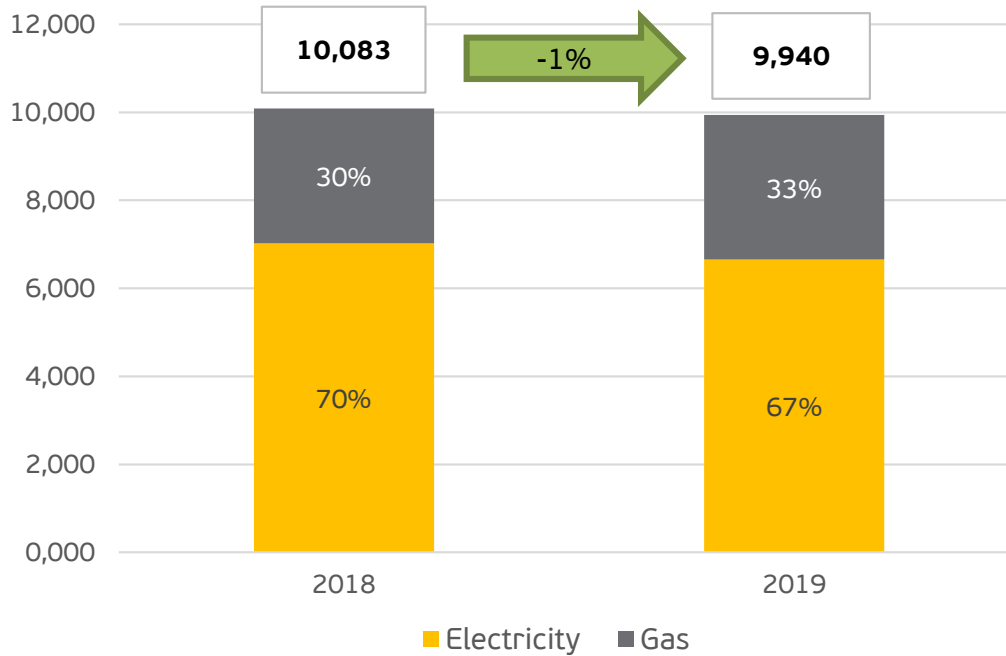
### Energy supply points 2019



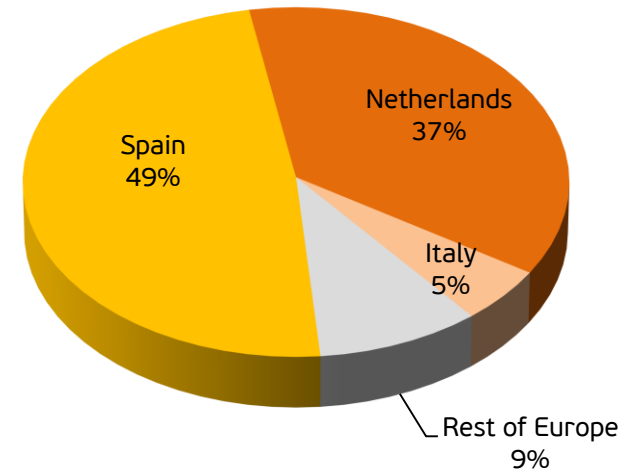
# Key consolidated operating figures

## Supply division:

### Energy supplied (GWh)



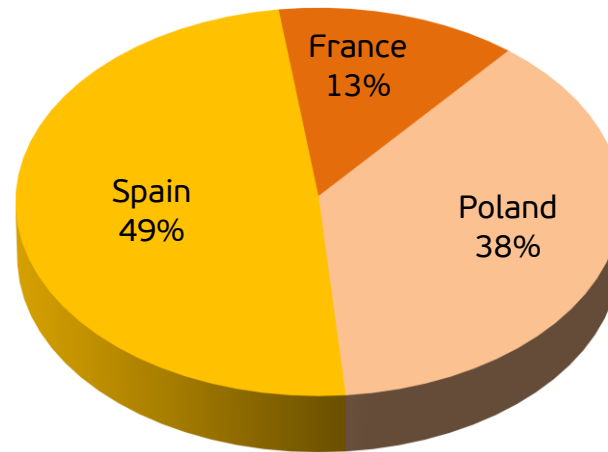
### Energy supplied 2019



# Key consolidated operating figures

## Generation division:

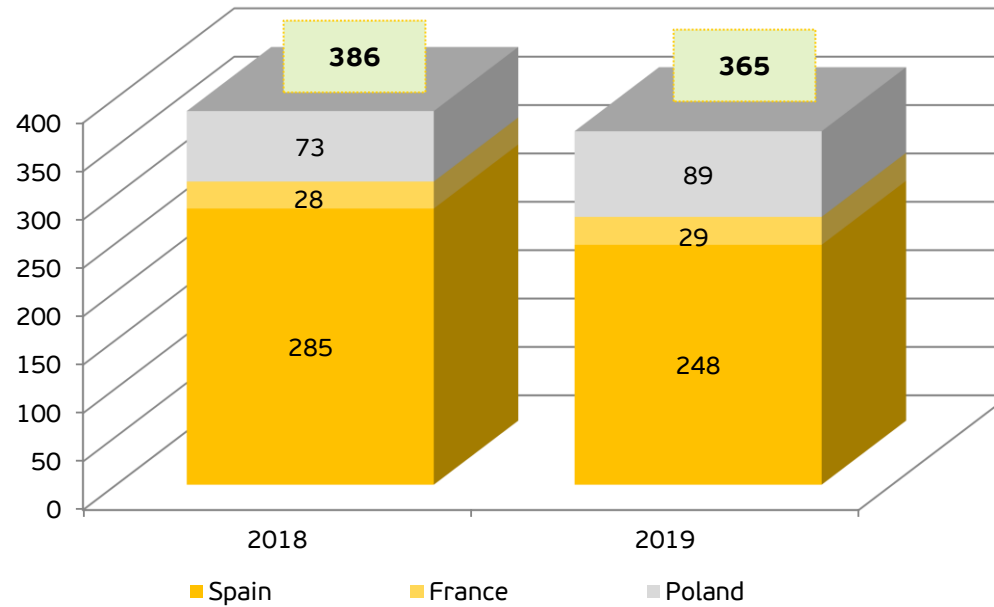
**Installed capacity - 91 MW**



# Key consolidated operating figures

## Generation division:

### Production (GWh)



## Stock exchange data



### Audax Renovables - ADX.MC

2019

Units

Number of shares admitted to trading	440,291,054	Num.
Share price at the beginning of the period	1.285	€ / share
Share price at the end of the period	2.140	€ / share
Maximum trading price	2.780	€ / share
Minimum trading price	1.370	€ / share
Trading price fluctuation during the period	66.54	%
Capitalisation at the end of the period	942,222,856	€
Number of traded shares	176,841,551	Num.
Effective volume	370,358,782	€
Daily volume of traded shares (average)	693,496	Num.
Effective daily volume (average)	1,452,387	€



## About Audax Renovables

- Incorporated in the year 2000, Audax Renovables, S.A. is mainly involved in retailing and generating energy from 100% renewable sources.
- In 2003 the shares of Audax Renovables were admitted to trading on the secondary market of Barcelona Stock Exchange and in 2007 were included in the SIBE (integrated stock exchange system) of Madrid Stock Exchange. Now the shares are traded on the Spanish continuous market with the ticker symbol of ADX.MC.
- Today, the Group is the result of the merger between Audax Renovables, S.A., and its parent company, Audax Energía, S.A., which gave birth to an energy group whose activities are focused on electricity and gas supplying as well as on the production of 100% renewable energy.
- Audax with its activity of supplying electricity and gas is present in Spain, Portugal, Italy, Germany, Poland and the Netherlands.
- The energy generation division of Audax Renovables handles a portfolio of operating plants of 91 MW in Spain, France and Poland of wind farms. The company owns also a project under construction in Panama of 66 MW and has acquired solar plants in development for 320 MW in Spain.
- For more information, please visit [www.audaxrenovables.com](http://www.audaxrenovables.com) / [www.audaxenergia.com](http://www.audaxenergia.com)





[www.audaxrenovables.com](http://www.audaxrenovables.com)

